

Biotinylated Human SOST/Sclerostin Protein

Cat. No. SOT-HM401B

Description	
Source	Recombinant Biotinylated Human SOST/Sclerostin Protein is expressed from HEK293 with His and Avi tag at the N-Terminus. It contains Gln24-Tyr213.
Accession	Q9BQB4-1
Molecular Weight	The protein has a predicted MW of 24.2 kDa. Due to glycosylation, the protein migrates to 28-40 kDa based on Bis-Tris PAGE result.
Endotoxin	Less than 1EU per µg by the LAL method.
Purity	> 95% as determined by Bis-Tris PAGE

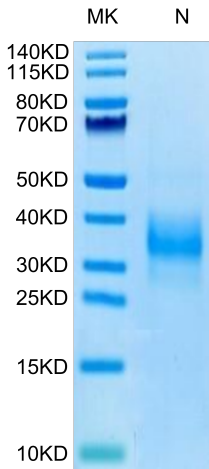
Formulation and Storage	
Formulation	Lyophilized from 0.22µm filtered solution in PBS (pH 7.4). Normally 8% trehalose is added as protectant before lyophilization.
Reconstitution	Centrifuge the tube before opening. Reconstituting to a concentration more than 100 µg/ml is recommended. Dissolve the lyophilized protein in distilled water.
Storage	-20 to -80°C for 12 months as supplied from date of receipt. -80°C for 3 months after reconstitution. Recommend to aliquot the protein into smaller quantities for optimal storage. Please minimize freeze-thaw cycles.

Background

SOST, also known as sclerostin, is a member of the cerberus/DAN family, a group of secreted glycoproteins characterized by a cysteine-knot motif. SOST is negative regulator of bone growth that acts through inhibition of Wnt signaling and bone formation.

Assay Data

Bis-Tris PAGE

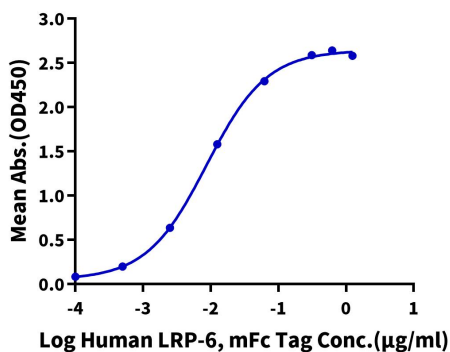


Biotinylated Human SOST on Bis-Tris PAGE under reduced condition. The purity is greater than 95%.

ELISA Data

Biotinylated Human SOST, His Tag ELISA

0.5µg Biotinylated Human SOST, His Tag Per Well



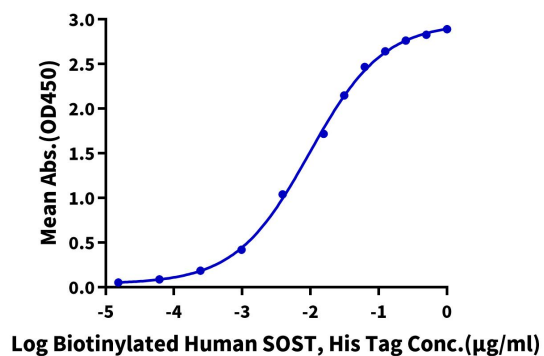
Immobilized Biotinylated Human SOST, His Tag at 5µg/ml (100µl/well) on the streptavidin precoated plate (5µg/ml). Dose response curve for Human LRP-6, mFc Tag with the EC50 of 8.7ng/ml determined by ELISA (QC Test).

Assay Data

ELISA Data

Biotinylated Human SOST, His Tag ELISA

0.1µg Anti-SOST Antibody, hFc Tag Per Well



Immobilized Anti-SOST Antibody at 1µg/ml (100µl/well) on the plate. Dose response curve for Biotinylated Human SOST, His Tag with the EC50 of 9.6ng/ml determined by ELISA.